

PROFESSIONAL

When quality does not weight

A central pole parasol specifically designed to ensure strength and reliability with very lightweight construction

- Ideal for covering small to medium-sized spaces and outdoor seating areas up to **16 square meters**.

- Crafted with high-quality marine-grade materials and finishes.

- Easily removable and convenient for storage in warehouses.

USAGE OCCASIONS



BAR &
ICECREAM
SHOPS



HOTEL &
RESORT



NAUTICAL



RESTAURANTS
& FAST FOOD



POOLS AND
BEACH
RESORTS



CATERING &
BANQUETTING

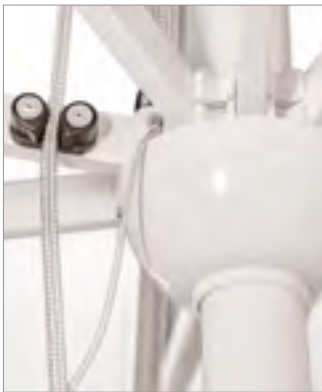


SKI &
MOUNTAINS



GARDENS &
TERRACES

FEATURES



Opening with **stainless steel** AISI 316 nautical pulley with **easy block** locking system and polyester nautical rope.




Quick release system (**EASY CLICK**) for ribs for easy maintenance.



High-tensile epoxy powder-coated **aluminum alloy frame**, standard colors available in white or manganese.



Collar holders for ribs in **nylon - stainless steel - epoxy-coated aluminum**.



Protected seams (**WATER SAFE**) to reduce water leakage from the seams



Nylon arm-rib joints for increased strength and durability.



25cm VOLANT available



Stainless steel bolts and nuts



Central rounded pole in aluminum diameter 55x2 Mm



Premium PVC Storage Case

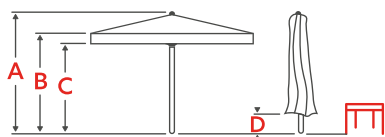


Radiated aluminum 6005 profiles 30x15x2 Mm



Also available custom-made

HEIGHT OPTIONS



SQUARED

			A	B	C	D
200	4 Ribs 4 Sqm PRO200X200		262	220	195	114
250	8 Ribs 6,25 Sqm PRO250X250		272	225	200	91
300	8 Ribs 9 Sqm PRO300X300		297	245	220	77
350	8 Ribs 12,25 Sqm PRO350X350		297	235	210	45
400	8 Ribs 16 Sqm PRO400X400		310	250	225	22

FRAME COLOR



-BI- -MA-

TYPE OF FABRIC



SUN

NAUTICAL HP

-ACR-

-RES-

RECTANGULAR

			A	B	C	D
250	6 Ribs 5 Sqm PRO250X200		267	225	200	101
300	6 Ribs 6 Sqm PRO300X200		272	225	200	85
300	8 Ribs 7,50 Sqm PRO300X250		277	228	200	102
350	8 Ribs 8,75 Sqm PRO350X250		297	240	223	77
350	8 Ribs 10,5 Sqm PRO350X300		297	235	210	58
400	8 Ribs 10 Sqm PRO400X250		287	230	205	45
400	8 Ribs 12 Sqm PRO400X300		295	238	215	40
450	8 Ribs 11,25 Sqm PRO450X250		302	250	225	38

-BI- -MA-

SUN

NAUTICAL HP

-ACR-

-RES-

✓

✓

✓

✓

✓

✓

✓

✓

✓

✓

✓

✓

✓

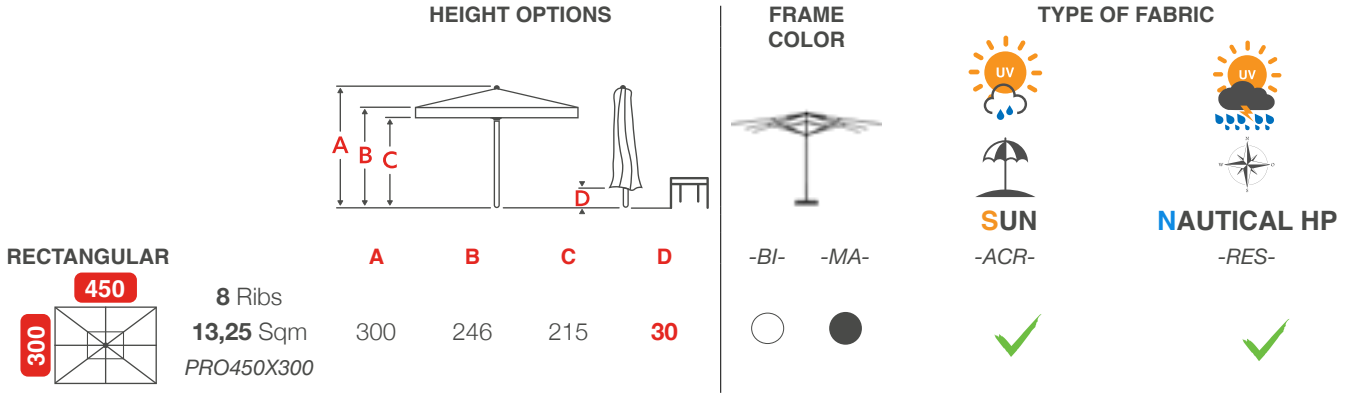
✓

✓

✓

✓

✓



Wood type frame color -LE-



EXTRA PRICE
custom sizes for square/ rectangular parasols

-CONUPRO-



Frame RAL color -CO-



CUSTOM SHAPES
for parasols with irregular shapes

-CONUPROC-



Fabric colors not in the collection -SUPTESS-



INCREASED HEIGHTS
for parasol heights exceeding standard

-SUPALT-



Premium PVC Storage Case -FODPVC-



I VOLANT



CLASSIC VOLANT VARIANTS

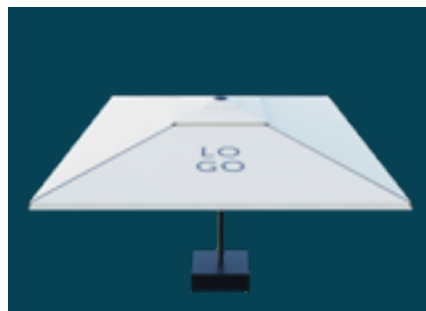
TRANSFER LETTERING ON VOLANT



MONOCHROME HEAT-SEALED
EXCLUDING GRAPHICS

	200 Cm	100 Cm
	25 Cm	25 Cm
	-SCLOGO200-	-SCLOGO100-

TRANSFERT LETTERING ON SEGMENT



MONOCHROME HEAT-SEALED
ON SEGMENT
(inevitable slight fabric wrinkles),
EXCLUDING GRAPHICS

	80 Cm
	80 Cm
	-SCLOGO8080-


COMPLEX AND/OR COLORED WRITINGS/LOGOS



GUTTER PREPARATION

With female Velcro hidden by fabric flap **OUTSIDE THE VOLANT.**

-APVELG-



SIDE WALLS PREPARATION

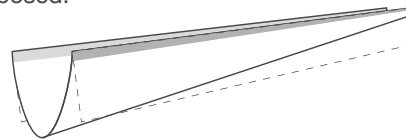
With female Velcro hidden by fabric flap **INSIDE THE VOLANT.**

-APVELP-



UNION GUTTER APPLIED WITH REMOVABLE ZIPPER AND VELCRO

Made of PVC, with slope, and applied externally to the skirts. Version with buckles available upon request for umbrellas not predisposed.

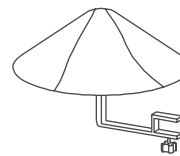


-GRO-



CENTRAL INTERSECTION CONE FOR 4 PARASOLS

Applied with bracket on a corner rib.



-CONO-

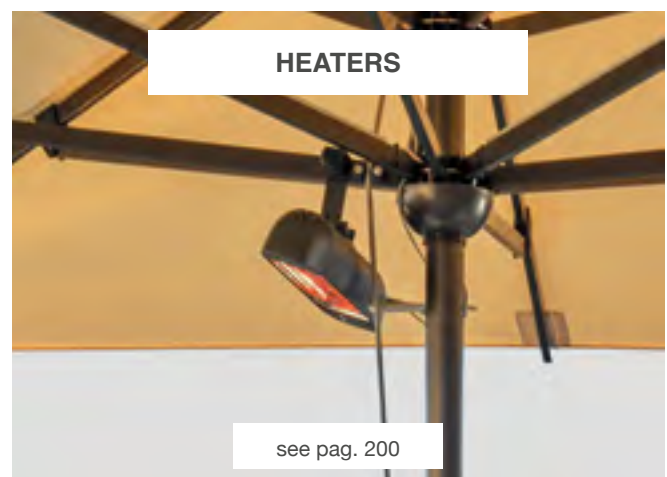
| WINTER EQUIPMENT

SIDE WALLS



see pag. 196

HEATERS



see pag. 200

SUPPORT BASES

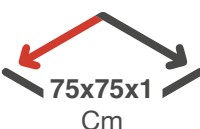
The base recommended in our price list takes into account the square meters of the parasol and a theoretical overturning coefficient of approximately 50 km/h with constant wind. Such recommendation does not constitute any guarantee by the manufacturer, as it is inde-

ed difficult to measure whether there are gusts in a specific location. Therefore, **it is always recommended to close the parasol in case of bad weather.** In particularly windy areas, we always advise securing the parasol to the ground.

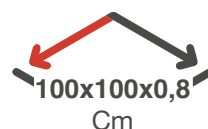
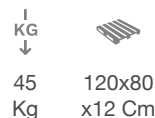
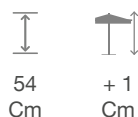
PLATE BASE WITH ROUNDED CORNERS



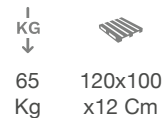
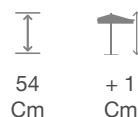
Ground supports in painted stainless steel



CODE -BAP17575-



CODE -BAP1100100-



COLOR

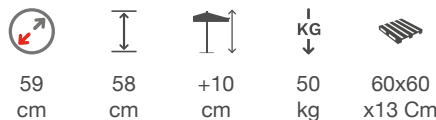
- White -BI-
- Manganese -MA-
- Brown -LE-
- Ral Selection -CO-

GRANITE BASE WITH HANDLES



UP TO 10 SQM

Reinforced with a steel disk and galvanized steel tube

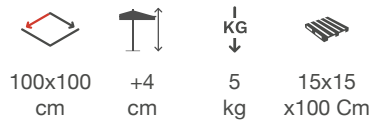


CODE -BAGR5950-

DEMOUNTABLE BASE

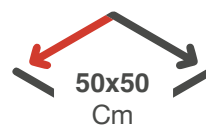


Made of **galvanized steel**.
Designed to accommodate 4 washed stone plates.

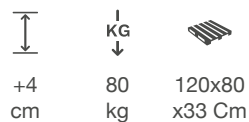


CODE -BAP1001004-

SET OF 4 PLATES IN WASHED STONE



Set of 4 washed stone plates for demountable base



CODE -LAS4X50-

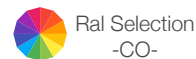


FIXING BASES

THE USE OF ANCHORING DOWELS presupposes a careful evaluation of the conditions of the surface to be drilled, which must be at least 200x200x20 cm in size. We highly recommend performing a core drilling in advance to check for the presence and thickness of uncracked concrete.

We do not recommend anchoring with dowels on other types of surfaces such as asphalt, cobblestones, on terraces, garage floors, etc., even with the help of chemical adhesives. Please verify the absence of pipes, electrical cables, and insulation sheaths in the ground before drilling.

GROUND FIXING BASE



Painted stainless steel tube



Galvanized and painted steel with painted stainless steel tube.

Anchors not provided (Diameter ranging from 10 to 12 mm with variable length).

35 cm

+1 cm


8 kg

33x22 x40 Cm

CODE -BFPROF25-

BURIED SET WITH ANTI-THEFT FEATURE

Painted stainless steel tube



THE SET INCLUDES

- A. Galvanized steel tube (bottom part for burying).
Ø 65x295x1.5 Mm
- B. Painted stainless steel tube with Ø 60x850x1.5 mm
- C. Stainless steel pin with Ø 10.5 mm hole, padlock not provided



85 cm

4 kg

20x15 x90 Cm

CODE -BAINOX-

The hole on the stainless steel tube (B) will be drilled on-site using a 10.5 mm drill bit once the parasol is installed and the desired angle is adjusted.







The LEDs we use are Made In Italy and compliant with the Ecodesign 2021 directives



/ 100 cm LED bars in anodized aluminum



/ IP/67 Waterproof 24V power supply



/ Warm light selected 2700 K
On request: cold light or RGB light kit (color change - 24 V)



/ IP65 Waterproof 24 V 14 W/Mt



/ Wi-Fi receiver with remote control, batteries, and dimmer (light intensity adjustment)



/ Connector socket and plug 3p
Screw D5-12 IP66/IP68

*The length of the LED bars may be shorter for certain parasol sizes.

MADE IN ITALY

/ POSITIONING

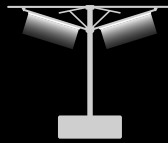


/ TOWARDS THE CANOPY

Recommended for a greater scenic effect on light-colored fabric.

STANDARD

- LEDUP -

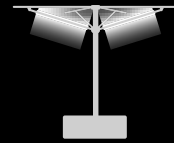


/ DOWNWARD

Recommended for greater illumination on the floor area.

STANDARD

- LEDDOWN -



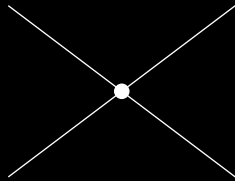
/ TOWARDS THE CANOPY + DOWNWARD

Independent lighting/intensity adjustment for above and below.

NOT -STANDARD

- LEDMIX -

4 BARS



POWER SUPPLY

(180x110x30 Mm)
Qty: 1, 60 Watt

CONSUMPTION

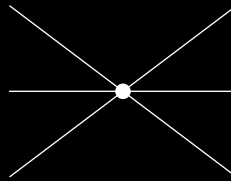
2.4 A

POWER

57.6 W

- VLD4X10060P -

6 BARS



POWER SUPPLY

(270x70x40 Mm)
Qty: 1, 150 Watt IP/67

CONSUMPTION

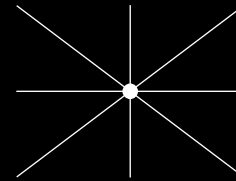
3.6 A

POWER

86.4 W

- VLD6X10060P -

8 BARS



POWER SUPPLY

(270x70x40 Mm)
Qty: 1, 150 Watt IP/67

CONSUMPTION

4.8 A

POWER

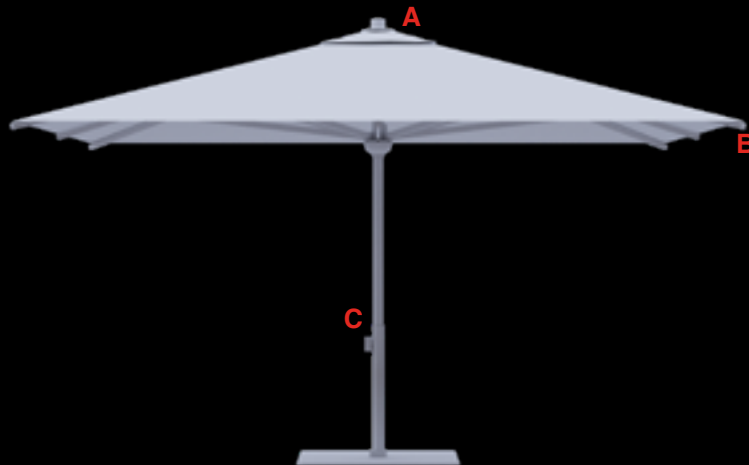
115.2 W

- VLD8X10060P -



RGB LED ADD-ON INFORMATION AND TECHNICAL DATA SHEET AVAILABLE UPON REQUEST

/ POWER SUPPLY




A - FROM THE TOP



If the cable is coming from a wall of the room, the parasol can be opened and closed without unplugging the power plug.

-ALCAP-

B - FROM THE RIB



Power supply from one of the slats of the parasol (it is necessary to indicate which slat the power cable will come from).

-ALSTE-

ATTENTION! To close the parasol it will be necessary to unhook the power plug.

C - POLE ABOVE BASE



If the cable is coming from the floor, the parasol can be opened and closed without unplugging the power plug.

-ALPALU-

/ BATTERY-POWERED LED LIGHTING SYSTEM



Available for separate purchase. Easy to install.

LED KIT

4X LED BARS

1X CONNECTOR CABLE

1X BATTERY

1X BATTERY CHARGER

1X REMOTE CONTROL



The LEDs we use are **MADE IN ITALY** and compliant with the Ecodesign 2021 directives.

A complete and practical lighting system that can be easily installed on the parasol pole thanks to two velcros, and removable at any time, with a maximum duration of over 8 hours.



1x Battery



Protection: IP51



Warm white 2700k



Power supply 18 V



LED power 15 Watt

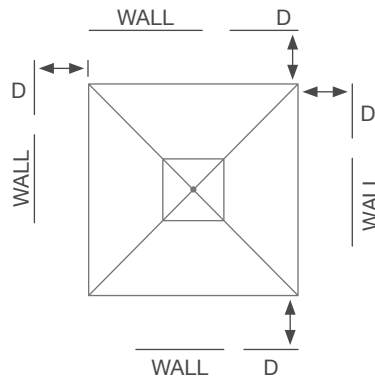
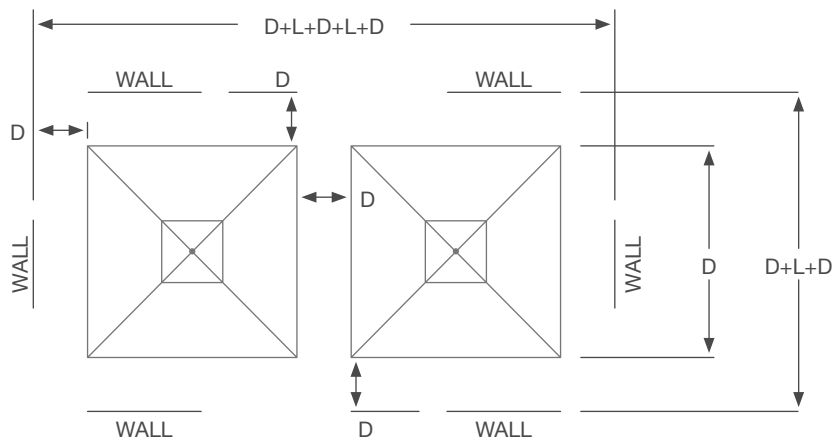
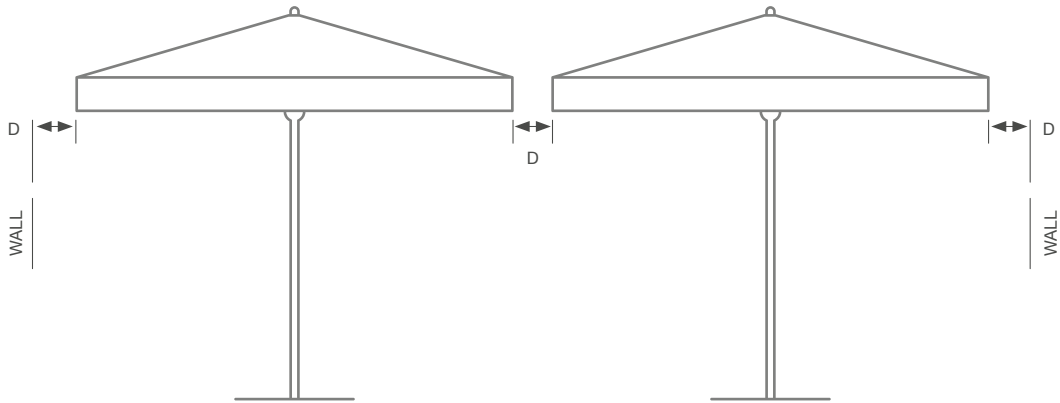
BATTERY-POWERED LED KIT 75CM

-LEDBAT750-

— LEGEND —

L = parasol side
 D = Distance from walls/other elements

⚠ MINIMUM 8 CM ⚠



⚠ SEE PAGE 202 FOR RECOMMENDATIONS ON TAKING MEASUREMENTS ⚠

— PACKAGING —

PARASOL OPEN SIZE (Cm)	N° RIBS	WEIGHT (Kg)	PACKAGE DIMENSIONS				
			SINGOL				
SQUARED							
200x200	4	10	Cm 310x30x30	Kg. 4,5	UP TO 5 PZ.	Cm 300x50x50	Kg. 10
250x250	8	16	Cm 310x30x30	Kg. 4,5	UP TO 5 PZ.	Cm 300x50x50	Kg. 10
300x300	8	18	Cm 310x30x30	Kg. 4,5	UP TO 4 PZ.	Cm 300x50x50	Kg. 10
350x350	8	21	Cm 310x30x30	Kg. 4,5	UP TO 4 PZ.	Cm 300x50x50	Kg. 10
400x400	8	25	Cm 310x30x30	Kg. 4,5	UP TO 3 PZ.	Cm 350x50x50	Kg. 11,5
RECTANGULAR							
250x200	6	11	Cm 310x30x30	Kg. 4,5	UP TO 4 PZ.	Cm 300x50x50	Kg. 10
300x200	6	15	Cm 310x30x30	Kg. 4,5	UP TO 4 PZ.	Cm 300x50x50	Kg. 10
300x250	8	17	Cm 310x30x30	Kg. 4,5	UP TO 4 PZ.	Cm 300x50x50	Kg. 10
350x250	8	18	Cm 310x30x30	Kg. 4,5	UP TO 4 PZ.	Cm 300x50x50	Kg. 10
350x300	8	20	Cm 310x30x30	Kg. 4,5	UP TO 4 PZ.	Cm 300x50x50	Kg. 10
400x250	8	20	Cm 310x30x30	Kg. 4,5	UP TO 4 PZ.	Cm 300x50x50	Kg. 10
400x300	8	21	Cm 310x30x30	Kg. 4,5	UP TO 4 PZ.	Cm 300x50x50	Kg. 10
450x250	8	23	Cm 310x30x30	Kg. 4,5	UP TO 4 PZ.	Cm 300x50x50	Kg. 10
450x300	8	23	Cm 350x50x50	Kg. 13	UP TO 4 PZ.	Cm 350x50x50	Kg. 11,5

**Weights are indicative and exclude base and packaging.
Packaging weights and dimensions may vary without notice.**

High-quality reinforced cardboard boxes with 2/3 layers.

